




KLINGERSIL® C-4409 - premium high-pressure gasket for exacting operations.

This high-pressure gasket material features synthetic fibers bonded with NBR and is suitable for high loads. Its expanded metal reinforcement makes it capable of withstanding high thermal and mechanical stress. It is resistant to oils, water, steam, hydrocarbons as well as to liquid and gaseous chemicals.



Basis composition Synthetic fibers bonded with NBR.

Color Green / Yellow

Certificates TA-Luft (Clean air),
DNV GL approval

Sheet size 1000 x 1500 mm, 2000 x 1500 mm

Thickness 1.0 mm, 1.5 mm

Tolerances

Thickness according to DIN 28091-1

Length: ± 50 mm

Width: ± 50 mm

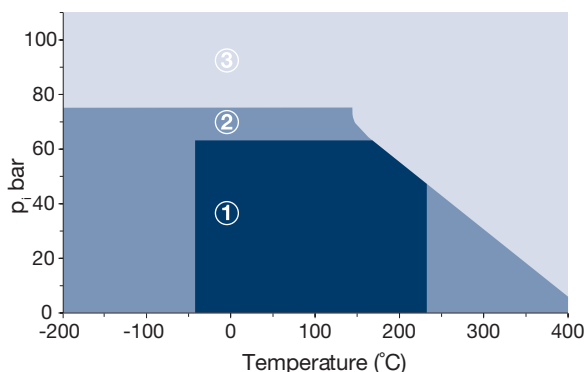
Industry

General industry / Chemical / Oil & Gas / Energy / Pulp & Paper /
Marine / Automotive

TECHNICAL DATA - Typical values for a thickness of 1.5 mm

Compressibility	ASTM F 36 J	%	7
Recovery	ASTM F 36 J	%	50
Stress relaxation DIN 52913	50 MPa, 16 h/300°C	MPa	35
Stress relaxation BS 7531	40 MPa, 16 h/300°C	MPa	32
KLINGER cold/hot compression	thickness decrease at 23°C	%	10
50 MPa	thickness decrease at 300°C	%	10
Specific leakrate	VDI 2440	mbar x l/(s x m)	5.2E-05
Thickness increase after fluid	oil IRM 903: 5 h/150°C	%	5
immersion ASTM F 146	fuel B: 5 h/23°C	%	10
Density		g/cm ³	2.0
Classification acc. to BS 7531:2006	Grade Y		2.0
ASME-Code sealing factors			
for gasket thickness 1.5 mm	tightness class 0.1mg/s x m	MPa	y 30 m 3.1

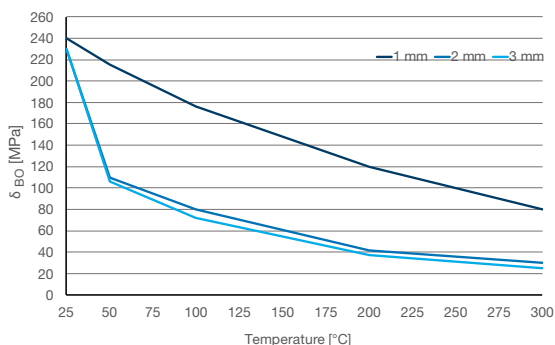
P-T diagram - thickness 1.5 mm



The area of the P-T diagram

- ① In area one, the gasket material is normally suitable subject to chemical compatibility.
 - ② In area two, the gasket material may be suitable but a technical evaluation is recommended.
 - ③ In area three, do not install the gasket without a technical evaluation.
- Always refer to the chemical resistance of the gasket to the media.

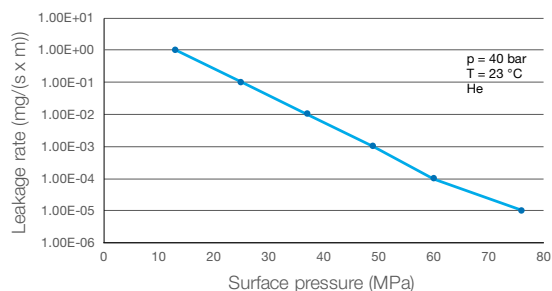
Sigma BO



Maximum surface pressure in operating conditions of Sigma BO

This diagram shows the maximum surface pressure in MPa with which the sealing material may be loaded, depending on the operating temperature. The characteristic curves apply to the specified sealing thicknesses. In contrast to Qsmax according to EN 13555, the surface pressures specified here are based on a maximum permissible reduction in thickness.

Tightness performance



The tightness performance graph

The graph shows the required stress at assembling to seal a certain tightness class. The determination of the graph is based on EN13555 test procedure which applies 40bar Helium at room temperature. The sloping curve indicates the ability of the gasket to increase tightness with raising gasket stress.

Chemical resistance chart

Simplified overview of the chemical resistance depending on the most important groups of raw materials:

KLINGERSIL® C-4409						A: small or no attack	B: weak till moderate attack	C: strong attack			
Paraffinic hydrocarbon	Motor fuel	Aromates	Chlorinated hydrocarbon fluids	Motor oil	Mineral lubricants	Alcohol	Ketone	Ester	Water	Acid (diluted)	Base (diluted)
A	B	C	C	A	B	A	C	C	A	A	A

For more information on chemical resistance please contact us

All information is based on years of experience in production and operation of sealing elements. However, in view of the wide variety of possible installation and operating conditions one cannot draw final conclusions in all application cases regarding the behaviour in gasket joint. The data may not, therefore, be used to support any warranty claims. This edition cancels all previous issues. Subject to change without notice.

KLINGER Limited

AUSTRALIA

Western Australia - Head Office
38 McDowell Street
Welshpool WA 6106

Queensland
Unit 3, 5-7 Roseanna Street
Gladstone QLD 4680

Tel: 1300 798 279
(calls within Australia)

Tel: +61 8 92511688
(calls outside Australia)

NEW ZEALAND

Tel: +64 272 735 045

SINGAPORE

105 Cecil Street #07-01, The Octagon
Singapore 069534
Tel: +65 6827 9045

KLINGER Thailand

501/2 Moo 2, Tambol Mabyangporn
Amphur Ruak Daeng
Rayong 21140 Thailand
Tel: +66 3306 0154